

---

# Software Update Notification



File Name : QSpec Update Notification.pdf

Page: 1 of 12

---

**Mastersizer 2000 version 4.00  
Application Software for use with (English) Microsoft  
Windows NT and Windows 2000**

**Mastersizer 2000**

**(Part Number PSS0002/6)**

# Software Update Notification



## 0 Contents

0	Contents .....	2
1	Introduction.....	2
2	Instrument compatibility.....	2
3	Functional Features .....	3
1.	Planned Additions and Headline Utilities. ....	3
2.	Requested Additions and changes. ....	3
	Introduced with Version 3.2 software : .....	3
3.	Deletions.....	5
4.	Known Bugs .....	6
5.	Known Issues .....	6
4	Distribution Media .....	6
5	Installing the Software .....	6
6	Directory Structure.....	7
7	What new features are present and how do I use them? .....	7
6.	Overview.....	7
7.	Additional features for support of the 21 CFR Part 11 upgrade package. (First introduced in Version 3.2 software.) .....	8
8.	Abbreviated clean cycle on the Hydro 2000 S/G wet accessories.....	10
9.	Improved diagnostics on the Hydro 2000µP. ....	11
10.	Safety cut out on the Hydro 2000µP Ultrasonics. ....	12
11.	Most recently used SOP history on the menu bar. ....	12
12.	Features introduced by Version 4 software.....	12

## 1 Introduction

This is version 4.00 of the Mastersizer 2000 instrument application software. The software is tested and supported on the following Microsoft Operating Systems: Windows NT 4.0™ (service pack 6a and higher), Windows 2000™ (service pack 2 and higher) and comes on one auto loading compact disc (CD).

Owing to the fact that this update supersedes Version 3.2 software, which had a limited distribution, this update notification captures changes that have been introduced since PSS0002/4 (Version 3.01 software)

## 2 Instrument compatibility

The Mastersizer 2000 4.00 software is back-compatible with Mastersizer 2000 version 3.01 and below.

**Note:** In common with a large number of applications which undergo significant updating, Data files produced by earlier versions will be compatible with this release but data files produced by this release will not be legible by earlier versions. Where there is regular correspondence between systems, users are advised to ensure that all instruments are updated to the same level.

# Software Update Notification



File Name : QSpec Update Notification.pdf

Page: 3 of 12

## 3 Functional Features

### 1. Planned Additions and Headline Utilities.

With Version 3.2:

- Additional features for support of the 21 CFR Part 11 upgrade package.(Applicable to FDA-Regulated users only)
- Support for an abbreviated clean cycle on the Hydro 2000 S/G wet accessories.
- Improved diagnostics on the Hydro 2000 $\mu$ P.
- Safety cut-out on the Hydro 2000 $\mu$ P Ultrasonics.
- Most-recently-used SOP history on the menu bar.

With Version 4.00

- Support of the Autosampler 2000
- Provision of an auto-concentration utility for the Autosampler

### 2. Requested Additions and changes.

Introduced with Version 3.2 software:

Malvern Software Change Request Number (SCR)	Description	Comments
1141	Added an edited-by field to the measurement record for 21 CFR Part 11 support.	Implemented
1200	Uninstall 3.2 alpha 1 does not delete dll files.	Fixed
1401	Improve file access to allow use of non-delete NTFS directories for measurement files.	Implemented
1410	Localize the format of the date string.	Implemented
1416	Changing from an Automatic Wet to a Manual Wet in existing SOP editor causes an assertion in alpha 1	Fixed
1445	If the Hydro 2000 $\mu$ P hardware has a fault, the Ultrasonics fitted status bit is incorrectly set false.	Fixed
1449	The Custom Calculation editor does not report file errors	Fixed
1448	Remove 'Whats this?' from menus	Implemented
1458	Disable the kill data feature for Hydro 2000 $\mu$ P by default	Implemented
1463	Add printing to PDF files as a solution to 21CFR Part 11 electronic signatures	Implemented
1474	Disconnecting the cell cable forces the Hydro 2000 $\mu$ P manual control dialogue to update.	Implemented
1475	Limit checking is not implemented on some SOP pages	Implemented
1487	The user can access the application features while a Hydro 2000 $\mu$ P SOP is running.	Fixed
1488	An extra measurement of electronic background is performed at the end of an SOP. This zeros the	Fixed

# Software Update Notification



File Name : QSpec Update Notification.pdf

Page: 4 of 12

Malvern Software Change Request Number (SCR)	Description	Comments
	snap count.	
1494	The Hydro 2000µP manual control dialogue can be improved by adding a second sheet containing detailed status information.	Implemented
1495	The Hydro 2000µP Anaerobic fill dialogue prevents access to the rest of the system.	Fixed
1496	The ultrasound must be turned off if the Hydro 2000µP is removed from the instrument.	Implemented
1497	Improvements to Hydro 2000µP Manual Control dialogue.	Implemented
1498	The scaling on the Hydro 2000µP ultrasound feedback is incorrect.	Fixed
1508	Firmware update application needs to check hard disk by default.	Implemented
1512	Firmware files are not installed onto user's hard disk	Fixed
1516	Report footer font is hard coded as Arial. (Translation issue)	Fixed
1518	Embedded text in SOP editor code. (Translation issue)	Fixed
1519	Arial font is hard coded in some source file. (Translation Issue)	Fixed
1523	The Hydro 2000µP ultrasonics do not timeout if the manual control dialogue is on the screen.	Fixed
1525	Graph colours do not match between Stingray and Malvern graphs.	Fixed
1526	Version 3.2 alpha 1 does not perform custom calculations correctly	Fixed
1551	The positioned dialogs remember size as well as location. This can be a problem when new versions of software are installed	Fixed
1588	Not all DLL file version numbers are updated on release.	Fixed
1591	Installer truncates text in "continue" screen	Fixed
1594	3.2 alpha 1 "Edit results" does not print a report when requested	Fixed
1595	3.2 alpha 1 "Edit result" does not store altered report/export parameters in the new record	Fixed
1601	Close does not always end a measurement on the Hydro 2000µP	Fixed
1602	Minor grammar change in SOP script	Fixed
1626	Exiting the calculation editor closes unsaved files	Fixed
1747	ER/ES registry settings can not be altered unless the user has administrator access	Fixed
1752	Speed limits of the Hydro 2000µP are not correct on the SOP editor	Fixed

# Software Update Notification



File Name : QSpec Update Notification.pdf

Page: 5 of 12

## Introduced by Version 4.00 software:

Malvern Software Change Request Number (SCR)	Description	Comments
1194	Value range permitted for de-gas inconsistent.	Fixed
1196	Manual systems do not have a quantities section in their SOPs.	Fixed
1209	Import picture to report designer not working.	Fixed
1211	Find measurements should limit its search results.	Implemented
1264	File New – Modify the code to stop the creation of temporary files.	Implemented
1360	Spelling mistake on data graph.	Fixed
1426	Manual control dialogs can be resized and maximized even though they should be a fixed size.	Fixed
1450	Reports that contain a date field currently display the date text in a clipped form.	Fixed
1446	Sample Name field cannot be removed from the records view using the 'Select Fields' dialog.	Fixed
1456	Closing a measurement file that was originally open by double-clicking on it in Explorer causes the application to be closed.	Fixed
1471	Report Designer generates an error and terminates when opening and closing the page properties in page view mode.	Fixed
1480	Reporting the record file name on reports / printouts.	Implemented
1521	Hydro 2000uP – Incorrect scaling for the ultrasound feedback signal.	Fixed
1593	Grade efficiency settings are not secured by the access level.	Fixed
1635	Quick Start menu does not appear on application startup.	Fixed
1648	CAN Communications between instrument and accessories breaks down under stress	Fixed
1210	Problem recovering files with damaged headers.	Fixed
1221	Virtual memory problem when large number of search results generated.	Fixed
1223	Missing help topics for report designer.	Fixed
847	Reduce rinses in cleaning cycle of Hydro S (and G).	Implemented

## 3. Deletions

None.

---

# Software Update Notification



File Name : QSpec Update Notification.pdf

Page: 6 of 12

---

## 4. Known Bugs

There are no known bugs at the time of this release. If you suspect that you have discovered a bug, you should report this to Malvern Instruments detailing all aspects of the symptoms.

## 5. Known Issues

On some NT systems with 32MB of RAM, testers have reported 'out of virtual memory' errors. 32MB of RAM is below the recommended PC RAM configuration level. The minimum specification is 64MB RAM when running Windows NT v4.0 (service pack 5 or higher). Upgrading the computer to 64 MB of RAM and re-configuring the virtual memory will resolve the problem.

In order to increase program performance measurement records are kept in memory. For customers with a large number of measurements in a single file, this will affect the system performance by consuming large amounts of available memory. The best practice is to keep the number of measurement records in a single file to a reasonable number, less than 1000. It is also good practice to create a new file each week or month depending on the frequency of measurements

If an installation of Mastersizer V4.00 is to be replaced with version 2.00, it is necessary to delete the Mastersizer 2000.ini file in the installation directory before installing the earlier version. Failure to do so will result in problems running the v4.00 software. If this event, contact the Malvern help desk for advice.

## 4 Distribution Media

Mastersizer 2000 Software Suite (Part Number PSS0002/6) is contained on a single self-installing CD-ROM. The installation process has been fully automated by the industry standard software installer InstallShield™. Any fault during the installation process will be detected and the user is notified. The installation process has been tested on all the supported configurations of operating system.

## 5 Installing the Software

**Note:** Prior to starting Windows NT installations, MDAC (Microsoft Data Access Components) must be present. In the `ms2000\English\System Updates` directory of the CD there is a directory called **MDAC** which contains the file **Mdac\_type.exe**. MDAC can be installed by running Mdac\_type.exe from within Windows Explorer and following the instructions.

All data is the user's responsibility and it is good practice to backup it up on a daily basis. It is also good practice to backup all data before installing new application software

If this is the first-ever installation of the software, then it can be installed either by putting the disc in the CD drawer and relying on the auto-load sequence or by selecting the CD drive within Explorer and, in the root directory, running the setup.exe program and following the instructions.

NOTE that Windows NT will not allow an installation if the user does not have Administrator access. This is in line with Microsoft's Logo policy and is standard practice.

If this version of software supersedes the software already installed on your computer, it will be **essential** to uninstall the previous version of software first.

To do this, select "Start" – "Malvern Instruments" – "Mastersizer 2000" – "Uninstall Mastersizer 2000"

**Note:** The Uninstall Shield has a list of programs and files which it originally installed and it can therefore correctly delete them. This means that it cannot delete your record files or pages since they will not be on the "hit list".

---

# Software Update Notification



File Name : QSpec Update Notification.pdf

Page: 7 of 12

---

The only possible exception to this will be if you have stored measurements on the **Default.mea** file. If this file does contain measurements that you wish to keep, the easiest way to protect it is to go into Explorer and rename the file by clicking on it once and then a second time (not a double click – the two clicks should be one second apart in time.) This will allow you to change the name of the file. Just renaming the file **Default1.mea** will be enough to protect it.

Alternatively, go into the sizer software and create a new file for the records to be saved. Open the **Default.mea** file and select "**Window – “Tile Vertically”**". The new empty file will appear alongside the **Default.mea** file. Highlight the **Default.mea** records to be saved and drag them onto the new empty file. Close the sizer software and proceed with the uninstall procedure.

## 6 Directory Structure

The default directory structure is installed under %WINDISK%\Program Files as follows;

Malvern Instruments

    Mastersizer 2000

        Acrobat Results

        Custom Calculations

        Export Templates

        Firmware Hex Files

        Measurement Data

        Models

        Pages

        Programs

        Sop

Shared

## 7 What new features are present and how do I use them?

### 6. Overview

A quick scan of section 3.1 above will show that a number of new features have been introduced in this version of the software for your Mastersizer 2000.

These are described in detail below with instructions on their implementation.

Any feedback should be reported to Malvern Instruments via email to [helpdesk@malvern.co.uk](mailto:helpdesk@malvern.co.uk) or by telephoning the Helpdesk directly on +44 (0)1684-891800 Please have all necessary details to hand before telephoning.

# Software Update Notification



File Name : QSpec Update Notification.pdf

Page: 8 of 12

## 7. Additional features for support of the 21 CFR Part 11 upgrade package. (First introduced in Version 3.2 software.)

### Printing Results to PDF files for Electronic Signature

If the Electronic Records/Electronic Signatures (ER/ES) feature has been enabled (by purchase of a decryption key) and Acrobat® is installed on a machine, it is possible to create a PDF file automatically at the end of an SOP measurement.

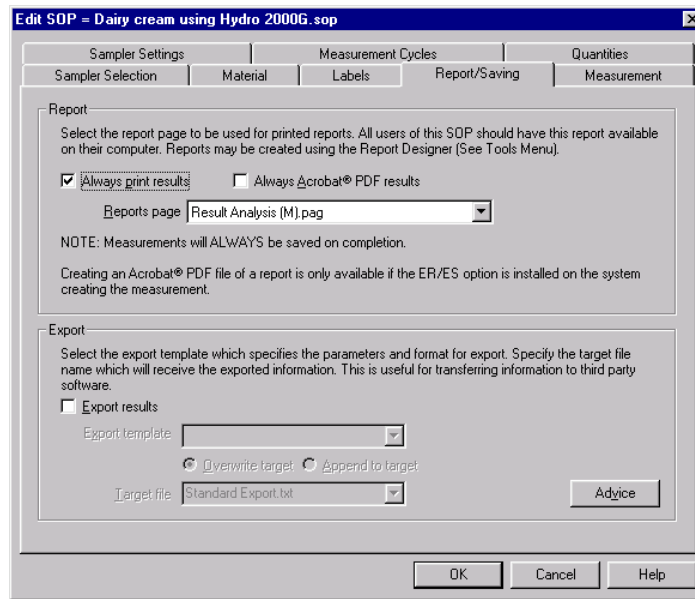


Figure 1: SOP Editor Report/Saving screen

The PDF file will be created with the name of the current measurement file with the record number of the result appended to it. The file will be created in the directory specified in the ER/ES settings.



# Software Update Notification

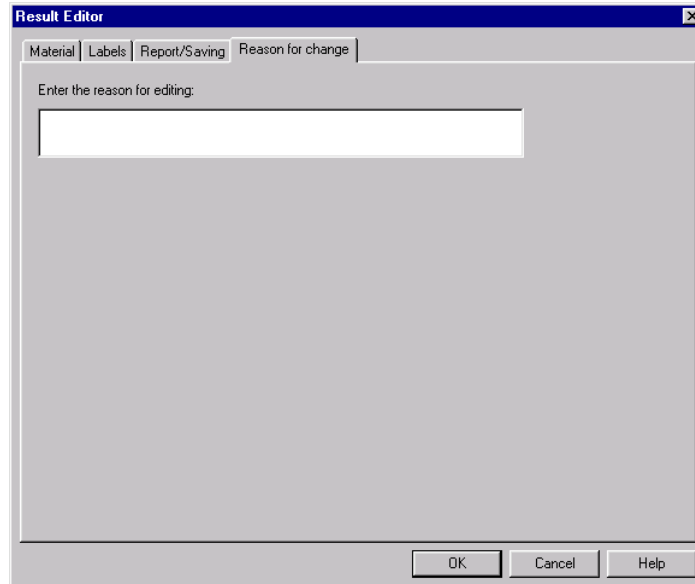


File Name : QSpec Update Notification.pdf

Page: 9 of 12

## Editing Results

There is a new tab on the edit results screen that is only visible when ER/ES is enabled. This allows the operator to add a reason for changing the record. This is required by the FDA under 21 CFR Part 11.



## New Parameters

Original record number	When a result is edited, this field contains the original results record number. For a record that has never been edited, this value is zero.
Reason for change	When a record is edited, the user making the change must supply a reason for the change. This text is stored in this field in the resulting record.
Date and time of change	When a record is edited, the system automatically records in this field the date and time when the edited record was created. The measurement date and time field will contain the date and time at which the original record was captured.
Name of editor	The operator name of the user editing the record is automatically captured by the system and is stored in this field.

# Software Update Notification

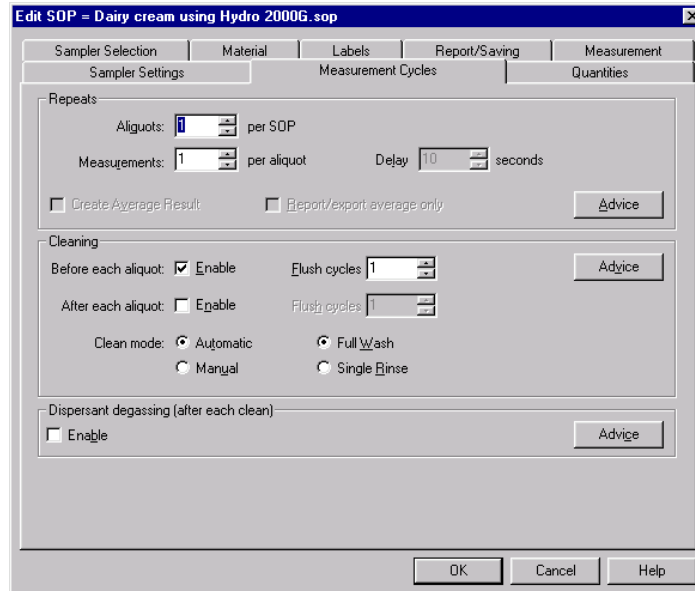


File Name : QSpec Update Notification.pdf

Page: 10 of 12

## 8. Abbreviated clean cycle on the Hydro 2000 S/G wet accessories.

The automatic wet accessories (hydro G/S) have a new faster clean cycle option. This is suitable for non-persistent sample materials.



# Software Update Notification



File Name : QSpec Update Notification.pdf

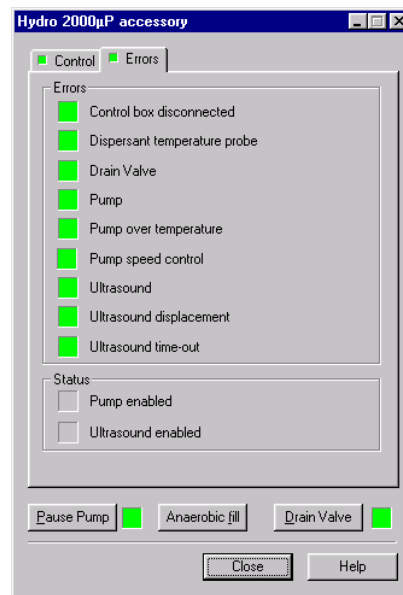
Page: 11 of 12

## 9. Improved diagnostics on the Hydro 2000 $\mu$ P.

Fault	Fault condition	Possible cause
Control box disconnected	No control of cell unit	Control cable disconnected.
Dispersant temperature probe.	Temperature of dispersant outside range of temperature sensor.	The internal temperature sensor will only report temperatures within the range of 0 to 50°C. If the temperature falls outside this range then an error is given. The error will disappear when the dispersant returns within range.
Drain Valve	Incorrect state.	Valve drive failed or valve stuck. The error will only be cleared after a successful open operation.
Pump	Pump motor control fault.	Viscous sample, large particles causing jamming.
Pump over-temperature	The pump temperature exceeds its operating temperature range.	The sample dispersant is too viscous or the sample material is too large causing jamming. The pump will stop until its temperature returns within the operating range.
Pump speed control	The pump speed is not within control limits.	The sample dispersant is too viscous or the sample material is too large causing jamming.
Ultrasound.	Low power.	Ultrasonics driver failed.
Ultrasound displacement.	Low power.	Ultrasonics driver failed to achieve the demanded output.
Ultrasound time-out.	The ultrasound has been active longer than the 15 minute safety limit.	The ultrasound will be disabled. This fault will not clear until a new demand is set.

---

# Software Update Notification



## 10. Safety cut out on the Hydro 2000µP Ultrasonics.

The Ultrasonics will now turn off if the cell is removed from the instrument. This is to protect the user from the possibility of an electrical shock. The Ultrasonics will also turn off after 15 minutes of continuous operation. This is to prevent the transducer heating the dispersant.

## 11. Most recently used SOP history on the menu bar.

The software remembers the last four SOP files run and creates a menu item under the Measurement menu. This provides a convenient short cut for commonly used SOPs.

## 12. Features introduced by Version 4.00 software

Since all the major features introduced by Version 4.00 software relate to the Autosampler, users are directed to the Autosampler User Manual and the Help pages for further information on how to utilise these features.